

C.A 771, C.A 771 IP2X C.A 773, C.A 773 IP2X

CAT IV 1,000 V Voltage Absence Testers (VATs)



All **indoor and outdoor low-voltage** applications

- Use in extreme conditions: type-S extended climatic class
- RCD trip testing
- Digital display
- Complete integrated Autotest
- Extended continuity test ($R < 2 \text{ k}\Omega$, $60 \text{ k}\Omega$ and $300 \text{ k}\Omega$)
- Two-pole phase-sequence testing with "2-wire method" up to 400 Hz, suitable for isolating transformers and electrical generator sets



CAT IV 1000V

CEI 61243-3
edition 2



Measure up



C.A 771 - C.A 773

CAT IV 1,000 V Voltage Absence Testers (VATs)

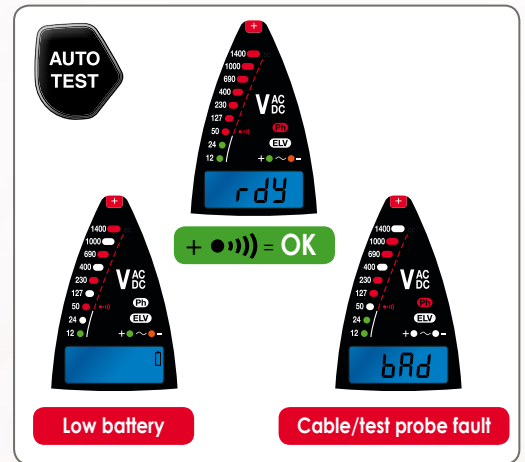
STANDARDS

Voltage Absence Testing: a clearly-defined procedure

In the context of work on installations connected to the electricity distribution network, the standards stipulate that the measurements must be performed with the power off to avoid electrical hazards (EN 50110-1 standard, DIN VDE 0682-401, NF C 18-510, etc.). To secure the installation and ensure that it is non-current-carrying, there is a **procedure** called **Separation** which imposes the use of a **Voltage Absence Tester**.

C.A 771 & C.A 773: beyond the standard recommendations

- A **comprehensive integrated autotest** with indication of the type of fault. The C.A.773 also displays a text message for complete information.
- The C.A.771 & C.A.773 VATs benefit from **IP65 protection** for indoor and outdoor use, which is significantly higher than the IP54 rating required by the standard.
- **Extended class**: for extreme environments, the C.A.771 can be used for measurements from -30 °C to + 60 °C (type S).
- **Audible and visual continuity** indication up to 100 Ω, in compliance with the recommendation in Appendix B of the standard.
- The **test probes are removable** to meet specific requirements or to comply with the legislation in certain countries. Various models are available, including IP2X versions.



FUNCTIONS

AC and DC voltage testing

Voltage detection takes priority, is automatic and is indicated by distinct visual and audible signals:

- Visual: bargraph
- Audible: loud intermittent beep

Stray voltages can be detected by pressing two buttons simultaneously (double command) in order to switch to low-impedance mode.

Crucial redundant safety:

An **ELV** (Extra-Low Voltage) LED is a redundant safety feature which lights up when the voltage present is higher than the ELV (50 VAC/120 VDC). The higher the voltage present, the faster it flashes.

Single-pole phase detection

You can detect the phase simply by establishing contact with one of the test probes.

2-wire phase rotation with microprocessor



Simple and quick, the 2-wire phase rotation function with microprocessor is useful in all circumstances, including on installations powered by an electrical generator set or behind an isolating transformer.


Continuity and resistance testing



By pressing the continuity button, you can check that the conductors are correctly connected. Continuity ($R < 100 \Omega$) is indicated by a loud, continuous audio signal.

In addition, the C.A.771 offers an extended continuity test and can be used to display the higher values via 3 thresholds (2 kΩ, 6 kΩ and 300 kΩ). The C.A.773 displays the resistance value directly.

Residual Current Device (RCD) trip test up to 30 mA



By **simultaneously pressing the double command**, you can cause a fault current sufficient to trip the RCD to flow through a low-impedance load.



APPLICATIONS

Voltage up to 1,000 V_{AC} / 1,400 V_{DC} at up to 800 Hz

The specifications of the C.A 771 and C.A 773 mean they can be used for work on all LV electrical networks, whether they are electricity distribution networks or the more specific networks encountered in naval or aviation applications.



Climatic conditions

The type-S extended climatic class allows use in extreme temperature conditions. This means it offers an operating range from -30 °C to +60 °C for applications such as:

- Installations at altitude (mountains, etc.), underground installations, etc.
- Refrigeration installations, greenhouses, etc.,
- Service vehicles (emergency, army, etc.)
- The IP65 protection rating also ensures maximum protection against solid pollutants (dust) and liquid pollutants (projections), allowing both indoor and outdoor use.

Ergonomics specially designed for use in the field

- Digital display (C.A 773)
- 2 moulded test probes to ensure excellent handling while protecting against falls and shocks
- Built-in torch to light the point of measurement
- Removable test probes and 2 positions provided on the VAT for 16 or 19 mm spacing




ACCESSORIES

The C.A 753 measurement adapter can be used for measurements in total safety on European 2P+E and Schuko sockets.

Its design guarantees mechanical and electrical contact with all test probes (Ø 2 mm, Ø 4 mm, IP2x, etc.).

The presence of a voltage (> 200 V) and the phase position are also indicated.



Removable accessories according to the requirements
Isolated test probes 2 or 4 mm in diameter, IP2X tip protection and test probes.

C.A 771, C.A 771 IP2X & C.A 773, C.A 773 IP2X

CAT IV 1,000 V Voltage Absence Testers (VATs)

	C.A 771	C.A 773
Display	LEDs	LEDs + backlit digital display
Voltage absence testing (VAT)	12 V _{AC} ≤ U ≤ 1,000 V _{AC} • 12 V _{DC} ≤ U ≤ 1,400 V _{DC}	
Voltage		1.0 V to 299.0 V _{AC/DC} 300 V to 1,000 V _{AC} / 1,400 V _{DC}
Frequency	DC, 16 _{2/3} to 800 Hz	
Impedance	> 500 kΩ	
Max. peak current	3.5 mA RMS	
Polarity indication	Yes	
Redundant hazardous-voltage indication	The ELV (Extra-Low Voltage) LED indicates that the voltage is higher than the SELV (Safety Extra-Low Voltage) with the rate at which it flashes proportional to the voltage level	
Stray voltage detection	Yes (by low-impedance load switching)	
RCD tripping	Yes (by low-impedance load switching) (approx. 30 mA at 230 V)	
Phase/Neutral identification	Above 50 V (45 - 65 Hz) Above 150 V (16 _{2/3} - 45 Hz)	
Continuity & Resistance		
Buzzer trigger threshold	100 Ω typical (150 Ω max.)	
Extended continuity test (resistance)	2 kΩ, 60 kΩ, 300 kΩ	0.5 Ω to 2,999 kΩ
Test current / Open-circuit voltage	≤ 1 mA / ≤ 3.3 V	
Phase rotation	2-wire method with microprocessor	
Ph/Ph voltage	50 V ≤ U ≤ 1,000 V _{AC} (45 - 400 Hz)	
Buzzer	Intermittent beep for Voltage Detection • Continuous beep for continuity	
Standards and electrical safety	IEC 61243-3:2009, EN 61243-3:2010, IEC 61010 1,000 V CAT IV	
Enclosure protection	IP65	
Climatic conditions	-30 °C to +60 °C (Class S)	-15 °C to +45 °C (Class N)
Battery life	> 5,000 x 10 s measurements	> 2,500 x 10 s measurements
Dimensions / weight	228 x 60 x 39 mm (without test probes) / 350 g approx.	

References to order

C.A 771 DIT CAT IV 1 kV.....	P01191771
C.A 771 DDT IP2X.....	P01191771A
C.A 773 DIT CAT IV 1 kV.....	P01191773
C.A 773 DDT IP2X.....	P01191773A

Accessories & replacement parts

CAT IV test probes for VATs	P01102123Z
Test probes Ø 2 mm for VATs	P01102124Z
Test probes Ø 4 mm for VATs.....	P01102125Z
Probe-tip protection for VATs	P01102126Z
CAT IV IP2X probes for VATs	P01102127Z
IP2X Ø 4 mm probes for VATs	P01102128Z
MultiFix bag, 120 x 320 x 60 mm.....	P01298076
C.A 753 measurement adapter	P01191748Z

for European 2P+E sockets

State at delivery

- The C.A 771 and C.A 773 are delivered with 1 operating manual in 5 languages, 2 x 1.5 V LR06/AA batteries, 1 set of removable test probes Ø 2 mm with crystal safety cover, 1 probe-tip protection, 1 Velcro strap.
- The C.A 771 IP2X and C.A 773 IP2X are delivered with 1 operating manual in 5 languages, 2 x 1.5 V LR06/AA batteries, 1 set of IP2X removable test probes Ø 4 mm, 1 Velcro strap.

For informations and ordering

FRANCE
Chauvin Arnoux
 190, rue Championnet
 75876 PARIS Cedex 18
 Tel: +33 1 44 85 44 38
 Fax: +33 1 46 27 95 59
 export@chauvin-arnoux.fr
 www.chauvin-arnoux.com

UNITED KINGDOM
Chauvin Arnoux LTD
 Unit 1 Nelson Ct, Flagship Sq, Shaw Cross Business Pk
 Dewsbury, West Yorkshire - WF12 7TH
 Tel: +44 1924 460 494
 Fax: +44 1924 455 328
 info@chauvin-arnoux.co.uk
 www.chauvin-arnoux.com

MIDDLE EAST
Chauvin Arnoux Middle East
 P.O. BOX 60-154
 1241 2020 JAL EL DIB - LEBANON
 Tel: +961 1 890 425
 Fax: +961 1 890 424
 camie@chauvin-arnoux.com
 www.chauvin-arnoux.com